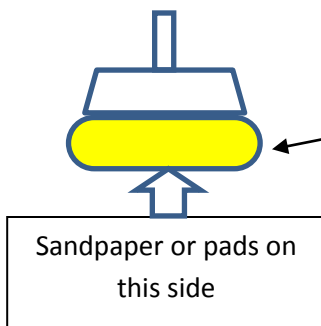
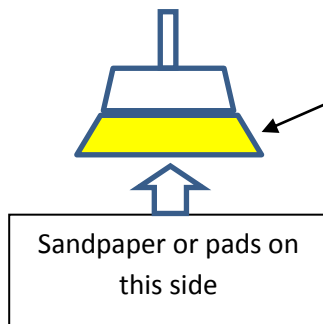


Using the Mandrels and Interface Pads
 from Vince's WoodnWonders
<http://vinceswoodnwonders.com/>

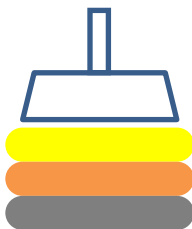
Interface Pad	Grits to use it with
Firm - Yellow	60, 80, & 120
Medium - Orange	150, 180, & 220
Very Soft – Grey or Blue	280, 320, 400, 600, 1200, and up



The radius pads are for allowing the sanding disks to overlap the edge of the pad for internal surfaces.



The tapered pads are for outer or flat surfaces.



Vince recommends to **always leave** a yellow pad on the mandrel to protect the Velcro on the mandrel. Then, just stack up the orange and soft pad on the yellow pads as needed for the finer grits.